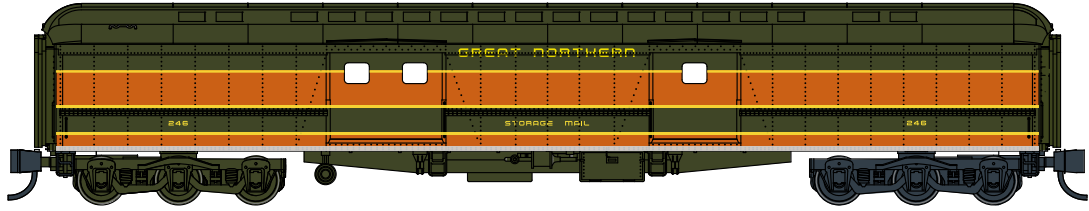





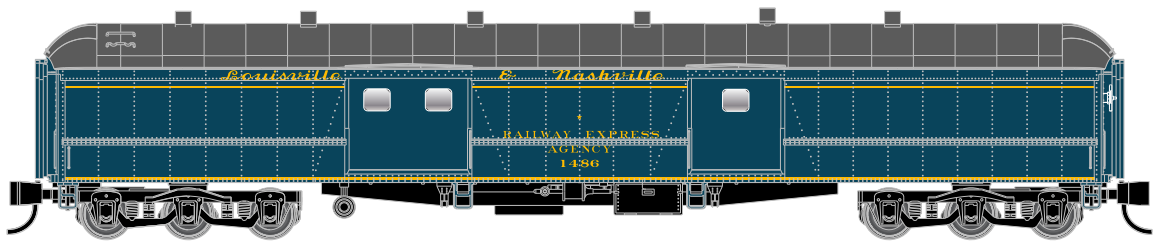

WHEELS OF TIME

Wheels of Time has been commissioned by RailSmith Models to produce heavyweight Head End cars for their Build-a-Train series of trains. These releases will be available from Wheels of Time and are only available direct-to-consumers for these special editions models.




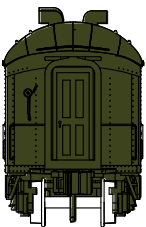
Great Northern Storage Mail cars on The Western Star

- RS1-01 GN 246, single \$49
- RS1-02-2 GN 248, GN 249, 2-pack \$95



Louisville & Nashville on The Pan American

- RS1-04 L&N 1473, Arched Roof, single \$49
- RS1-05-2 L&N 1486* Arched Roof, L&N 1456* clerestory, 2-pack \$95



St. Louis-San Francisco on The Meteor

- RS1-07 Frisco 384, Arched Roof w/Utility Vents, single \$49
- RS1-08-2 Frisco 382* Arched Roof, 370 clerestory, 2-pack \$95



➔ See www.wheelsotime.com/special-railsmith-models/ for more details.



We are building our orders based on your pre-orders, so please order soon. You don't want to miss your train! ETA June 2024






WHEELS OF TIME

Wheels of Time has been commissioned by RailSmith Models to produce heavyweight Head End cars for their Build-a-Train series of trains. These releases will be available from Wheels of Time and are only available direct-to-consumers for these special editions models.



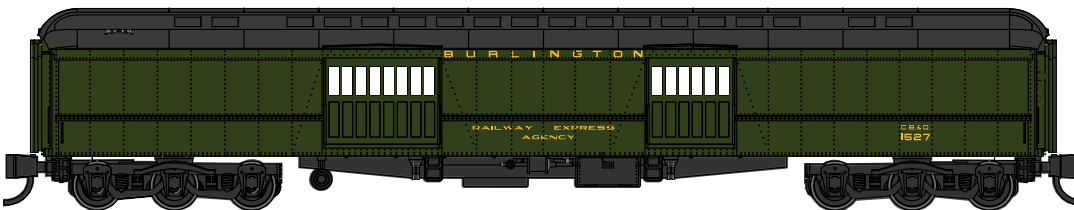
Northern Pacific on The 1947 North Coast Limited

RS1-10 NP 1501, single \$49
RS1-11-2 NP 1571, NP 1590, 2-pack \$95



New York Central on The Wolverine

RS1-13 NYC 8730, single \$49
RS1-14-2 NYC 8732 & 8733, 2-pack \$95



Chicago Burlington & Quincy

RS1-16 CB&Q 1527, single \$49
RS1-17-2 CB&Q 1534 & 1539, 2-pack \$95

Model Features: Extra fine details, crisp paint & printing, sliding baggage doors {wood, multi-pane, modernized}, nicely weighted for the runner, adjustable draft gear, 6-wheel heavyweight drop-equalizer passenger truck (Type 2410), knuckle couplers, arched roof with Utility vents or clerestory roof, different trim ends, brake wheel or lever. You don't want to miss these! All new car numbers!

The Prototype: These heavyweight baggage-express cars carried express, sealed mail, less-than-carload traffic as well as passengers' luggages. While not always matching the beautiful set of matching locomotives nor streamlined cars, they provided much needed revenues. Consider this: NP in FY 1950 posted about \$6.2 million in ticket sales; \$7.1 million in mail & express revenues. M&E covered over half of NP passenger train revenues. M&E only grows more as we head into the 60's where ticket sales drop. It's the bread and butter for these modern distinctive streamlined passenger trains. Learn more at www.wheelsotime.com/special-railsmith-models/

See www.wheelsotime.com/special-railsmith-models/ for more details.

We are building our orders based on your pre-orders, so please order soon. You don't want to miss your train! ETA June 2024

